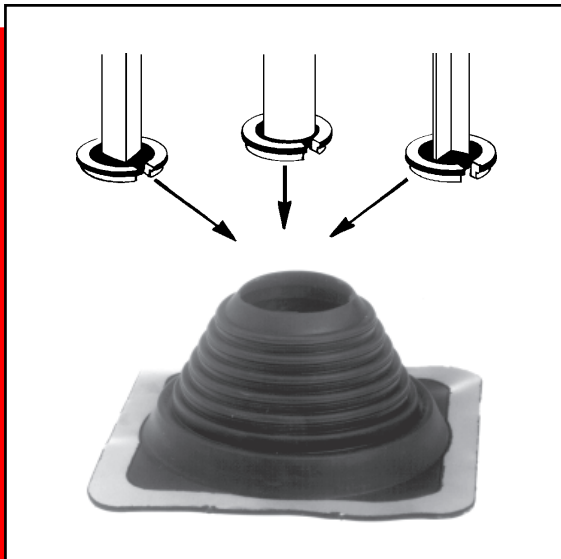


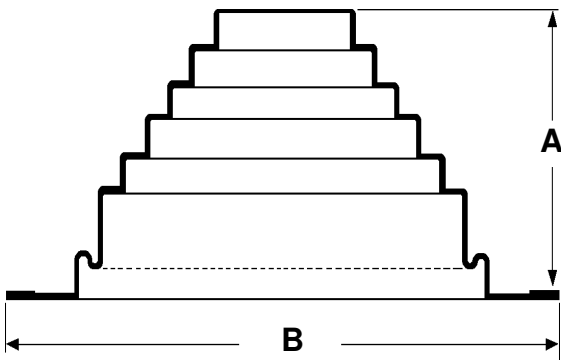
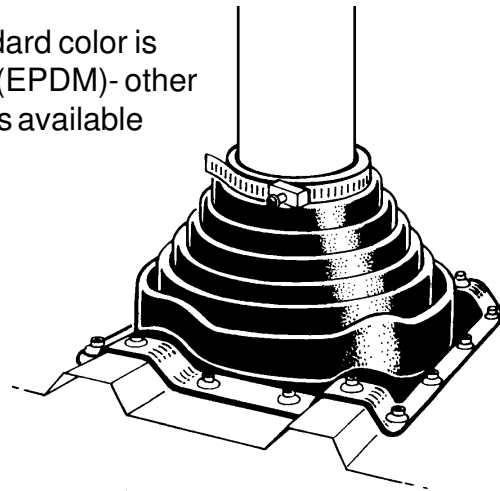


Flashings for metal roof and wall systems

The Portals Plus Deck-Mate is designed to accommodate projections from .125" to 26" in diameter, and work in conjunction with any configuration of corrugated metal roof. The Deck-Mate comes in two styles, standard for normal projection flashing and retrofit style for use with projections that can not be disconnected. The Deck-Mate is engineered so the aluminum flanged base bends to any contours, roof irregularities, or pitches. The Deck-Mate seals watertight to the roof panel with an approved sealant and standard roofing fasteners. Deck-Mate is available in two materials - EPDM for normal use and Silicone for high temperature pipes. Adapters available for round, square tube, and angle iron available to fit most Deck-Mates.



standard color is gray (EPDM)- other colors available



DECK-MATE SIZING CHART

MODEL	SIZE (O.D. of pipe)	A	B
D.M. 0	.125"-.75"	.75"	2.25"
D.M. 1	.25"-2"	3"	4.5"
D.M. 2	1.25"-3"	4"	6"
D.M. 3	.25"-4"	4"	8"
D.M. 4	3"-6"	5"	10"
D.M. 5	4"-7"	5"	11"
D.M. 6	5"-9"	6"	12"
D.M. 7	6"-11"	6"	14"
D.M. 8	7"-13"	6"	17"
D.M. 9	10"-18"	8"	25"
D.M. 10	13"-26"	8"	34"



Flashings for metal roof and wall systems

SPECIFICATION

Furnish and install the Portals Plus Deck-Mate as manufactured by Portals Plus, Inc., Bensenville, IL, at all points where 26" or less pipes penetrate the metal roof and wall system. The Deck-Mate shall be EPDM or Silicone (high temperature) compression molded rubber. Material shall have a serviceable temperature range of -60 F to +270 F and be resistant to ozone and ultraviolet. Unit shall have 1" wide corrosion resistant flexible aluminum base. The Deck-Mate shall also include Portals Plus' Snaplock Clamp (except DM0).

All sizes shown are in inches

	DM0	DM1	DM2	DM3	DM4	DM5	DM6	DM7	DM8	DM9	DM10
A		0.3		0.3							
		0.8 - 1.0		0.9 - 1.3							
		1.1 - 1.3		1.4 - 1.8							
	0.1 - 0.9			1.9 - 2.7							
B		1.4 - 1.7	1.1 - 2.4	2.8 - 3.2	3.0 - 4.7	4.0 - 5.1	5.0 - 6.1	6.0 - 7.4	7.0 - 8.4	9.6 - 12.2	15.0 - 26.0
C		1.8 - 2.3	2.5 - 2.9	3.3 - 3.9	4.8 - 5.4	5.2 - 5.6	6.2 - 6.5	7.5 - 8.1	8.5 - 9.4	12.3 - 14.3	
D			3.0 - 3.4	4.0 - 4.4	5.5 - 6.1	5.7 - 6.1	6.6 - 7.2	8.2 - 9.0	9.5 - 10.7	14.4 - 16.8	
E						6.2 - 6.6	7.3 - 7.9	9.1 - 9.9	10.8 - 11.8	16.9 - 19.2	
F						6.7 - 7.1	8.0 - 8.8	10.0 - 10.9	11.9 - 12.8		
G	2.3 x 2.3	4.5 x 4.5	6.1 x 6.1	8.0 x 8.0	10 x 10	10.9x10.9	12.1x12.1	14.3x14.3	16.8x16.8	24.8x24.8	34x34

