




## **Equipment Rails**

*Technical Product Information*

**The solution for mounting roof equipment**



### **Equipment Rails**

**ER-2A**

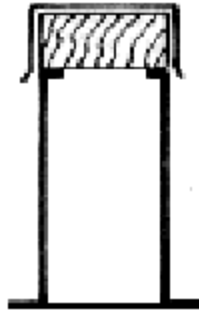
Equipment Rails are prefabricated sheet steel structural members designed for all types of roof systems. Provides a uniform mounting pedestal for condensers, blowers, and other roof mounted equipment. Manufactured in 3 ft., 4 ft., and 6 ft. lengths to match the equipment and to span the proper number of roof joists. Equipment Rails have a high bearing capacity attained by a system of internal gussets welded into position at specific intervals along the length of the rails. A continuous wood nailer covered by a removable counterflashing provides for an effective method of attaching roofing felts and assuring a watertight installation. Replaces inadequate railroad ties, costly pipe stubs, and leaky pitch pockets.

**EQUIPMENT RAIL LOADING CHART**

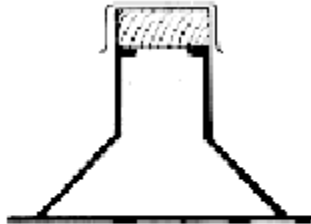


**ER-2A STYLE**

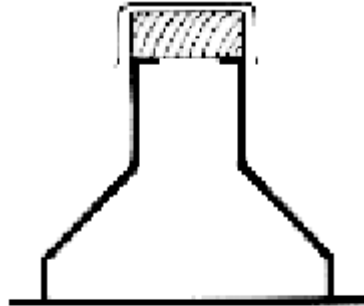
STYLE	ER-2A	ER-3A	ER-4A
WIDTH & HEIGHT	3.5" X 12"	3.5" X 8"	3.5" X 9.5"
MAXIMUM ALLOWABLE CONCENTRATED LOAD	3000 LBS.	1450 LBS.	1800 LBS.
MAXIMUM ALLOWABLE END REACTION	3300 LBS.	1700 LBS.	2200 LBS.
MAXIMUM ALLOWABLE INTERMEDIATE REACTION	3000 LBS.	1450 LBS.	1800 LBS.
MAXIMUM ALLOWABLE UNIFORM LOAD	360 LB/FT.	450 LB/FT.	550 LB/FT.



**ER-2A**  
For Decks with Lightweight Fill or Tapered Insulation



**ER-3A**  
For Non-Insulated Decks



**ER-4A**  
For Decks with Rigid Insulation

<b>ER-2A</b>			
NEW UPC PART NUMBER	DESCRIPTION	QTY/CTN	LIST PRICE PER UNIT
<a href="#">35231</a>	ER-2A RAIL -12" HIGH x 3 FEET LONG	1	
<a href="#">35241</a>	ER-2A RAIL -12" HIGH x 4 FEET LONG	1	
<a href="#">35261</a>	ER-2A RAIL -12" HIGH x 6 FEET LONG	1	

Call Customer Service For Price

Call Customer Service For Price

<b>ER-3A</b>			
NEW UPC PART NUMBER	DESCRIPTION	QTY/CTN	LIST PRICE PER UNIT
<a href="#">35331</a>	ER-3A RAIL -8" HIGH x 3 FEET LONG	1	
<a href="#">35341</a>	ER-3A RAIL -8" HIGH x 4 FEET LONG	1	
<a href="#">35361</a>	ER-3A RAIL -8" HIGH x 6 FEET LONG	1	

<b>ER-4A</b>			
NEW UPC PART NUMBER	DESCRIPTION	QTY/CTN	LIST PRICE PER UNIT
<a href="#">35431</a>	ER-4A RAIL - 9 1/2" HIGH x 3 FEET LONG	1	
<a href="#">35441</a>	ER-4A RAIL - 9 1/2" HIGH x 4 FEET LONG	1	
<a href="#">35461</a>	ER-4A RAIL - 9 1/2" HIGH x 6 FEET LONG	1	

[CAD Page](#)

**PORTALS PLUS** 815 Kimberly Drive, Carol Stream, IL 60188

TEL: (800) 624-8642 FAX: (866) 466-9335

All information is subject to change without notice. Dimensions and specifications shown are within manufacturing tolerances.  
© Copyright Commercial Products Group of Hart & Cooley, Inc., January, 2009. All Rights Reserved.